



Interactive Blueprint

Product Review & Sprint Update

April 9, 2026 | SOW 1449, Service 2

Carol Wright • Eli Wood • Keith Pattison • Adrian Dickinson

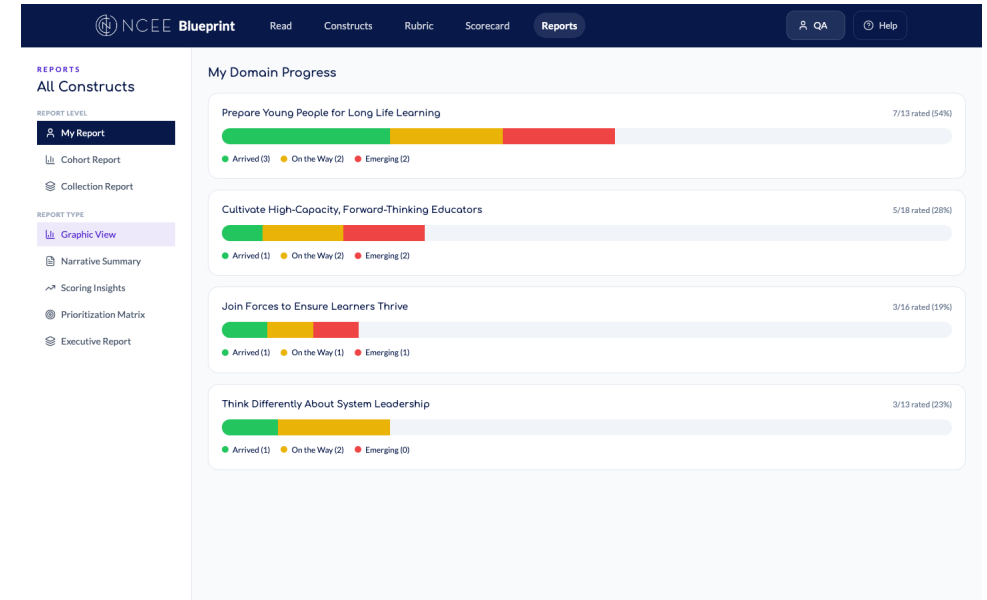
A web application that turns NCEE’s static Blueprint PDF into a structured, data-driven self-assessment platform. Districts evaluate where they stand across 73 constructs organized into four domains — and track progress over time.

Three user types, three tailored experiences:

Participants (district leaders) — read the Blueprint, self-assess, view personal reports

Facilitators (NCEE staff) — manage cohorts, review submissions, access cohort reports

System Admins (R&E team) — manage collections, configure platform, cross-collection reporting



FRONTEND

React + Vite + Tailwind CSS
Responsive across desktop, tablet, mobile
PDF.js for in-app Blueprint reading

BACKEND

Convex (real-time cloud database)
Serverless functions, auto-scaling
All data syncs live — no polling

AUTHENTICATION

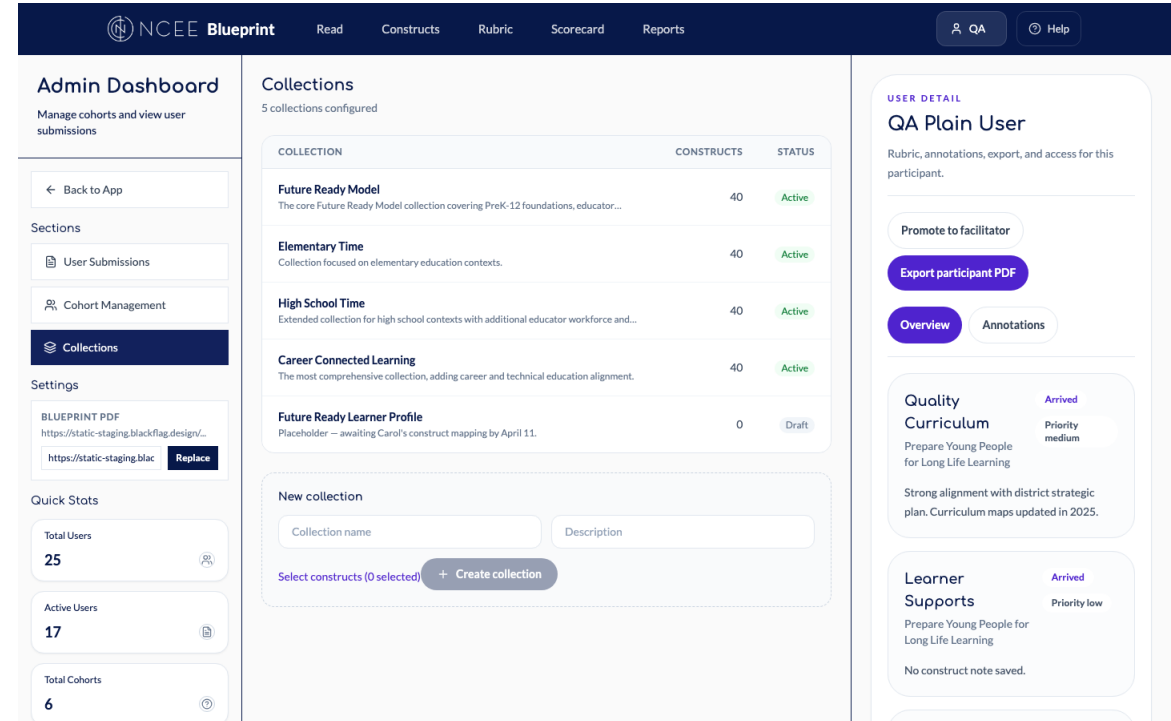
Clerk for identity management
Salesforce integration maps users to roles
Automatic on sign-in — no manual provisioning

INTEGRATIONS

Salesforce (user identity + cohort assignment)
Cloudflare R2 (static asset storage)
OnwardLearn SSO (in progress)

The Blueprint’s 73 constructs are organized into named collections — subsets representing different NCEE offerings. When a participant belongs to a cohort assigned to a collection, every page shows only the constructs in that collection.

5 collections configured: Future Ready Model, Elementary Time, High School Time, Career Connected Learning, and Learner Profile (draft).



The screenshot shows the NCEE Blueprint Admin Dashboard. The top navigation bar includes 'NCEE Blueprint', 'Read', 'Constructs', 'Rubric', 'Scorecard', and 'Reports'. A search bar and 'Help' icon are on the right. The main content area is divided into three columns:

- Admin Dashboard:** Contains a 'Back to App' button, 'Sections' (User Submissions, Cohort Management, Collections), and 'Settings' (BLUEPRINT PDF with a 'Replace' button). 'Quick Stots' shows: Total Users: 25, Active Users: 17, Total Cohorts: 6.
- Collections:** A table with 5 collections configured:

COLLECTION	CONSTRUCTS	STATUS
Future Ready Model The core Future Ready Model collection covering PreK-12 foundations, educator...	40	Active
Elementary Time Collection focused on elementary education contexts.	40	Active
High School Time Extended collection for high school contexts with additional educator workforce and...	40	Active
Career Connected Learning The most comprehensive collection, adding career and technical education alignment.	40	Active
Future Ready Learner Profile Placeholder -- awaiting Carol's construct mapping by April 11.	0	Draft
- USER DETAIL (QA Plain User):** Shows user information, 'Promote to facilitator', 'Export participant PDF', 'Overview', and 'Annotations' tabs. It also displays 'Quality Curriculum' (Priority medium, Arrived) and 'Learner Supports' (Priority low, Arrived).

Admin Dashboard
Manage cohorts and view user submissions

← All collections **Future Ready Model**

40 Constructs 67% of Blueprint

NAME	DESCRIPTION
Future Ready Model	The core Future Ready Model collection covering F

Save changes Delete

Constructs (40 of 60)

USER DETAIL
QA Plain User
Rubric, annotations, export, and access for this participant.

Promote to facilitator

Export participant PDF

Overview Annotations

Quality Curriculum Arrived
Priority medium
Prepare Young People for Long Life Learning
Strong alignment with district strategic plan. Curriculum maps updated in 2025.

Learner Supports Arrived
Priority low
Prepare Young People for Long Life Learning
No construct note saved.

Future Ready Model: 40 constructs, 67% of Blueprint. Admins select which constructs belong to each collection.

Admin Dashboard
Manage cohorts and view user submissions

← Back to App

Sections
User Submissions
Cohort Management
Collections

Settings
BLUEPRINT PDF
https://static-staging.blackflag.design/...
https://static-staging.blac Replace

Quick Stots
Total Users: 25
Active Users: 17
Total Cohorts: 6

Cohorts
6 cohorts configured

COHORT	COLLECTION	MEMBERS	FOCUS ITEMS
FR Model – Springfield USD Future Ready Model Discovery Analysis for Springfield Unifi...	No collection	8	24
HS Time – Riverside ISD High School Time Discovery Analysis for Riverside...	No collection	4	15
E2E-Cohort-1775574909793	No collection	0	–
Wayne Township 2026 Spring Spring 2026 cohort – Wayne Township school leaders using...	Future Ready Model	3	40
Fort Wayne Community Schools 2026 Fort Wayne district leadership team – Future Ready Model...	Future Ready Model	2	40
Indianapolis Public Schools 2026 IPS administrative team – piloting Future Ready Model for...	Future Ready Model	2	40

New cohort

Cohort name: Description (optional):

COLLECTION
No collection (all constructs)

+ Create cohort

USER DETAIL
QA Plain User
Rubric, annotations, export, and access for this participant.

Promote to facilitator

Export participant PDF

Overview Annotations

Quality Curriculum Arrived
Priority medium
Prepare Young People for Long Life Learning
Strong alignment with district strategic plan. Curriculum maps updated in 2025.

Learner Supports Arrived
Priority low
Prepare Young People for Long Life Learning
No construct note saved.

Creating a cohort is now 3 fields: name, description, collection dropdown. No more scrolling through 73 constructs.

Report Levels (who is the audience):

My Report — personal data, coaching tool

Cohort Report — aggregated across cohort members (facilitators + admins)

Collection Report — aggregated across all cohorts (admins only)

Report Types (what kind of analysis):

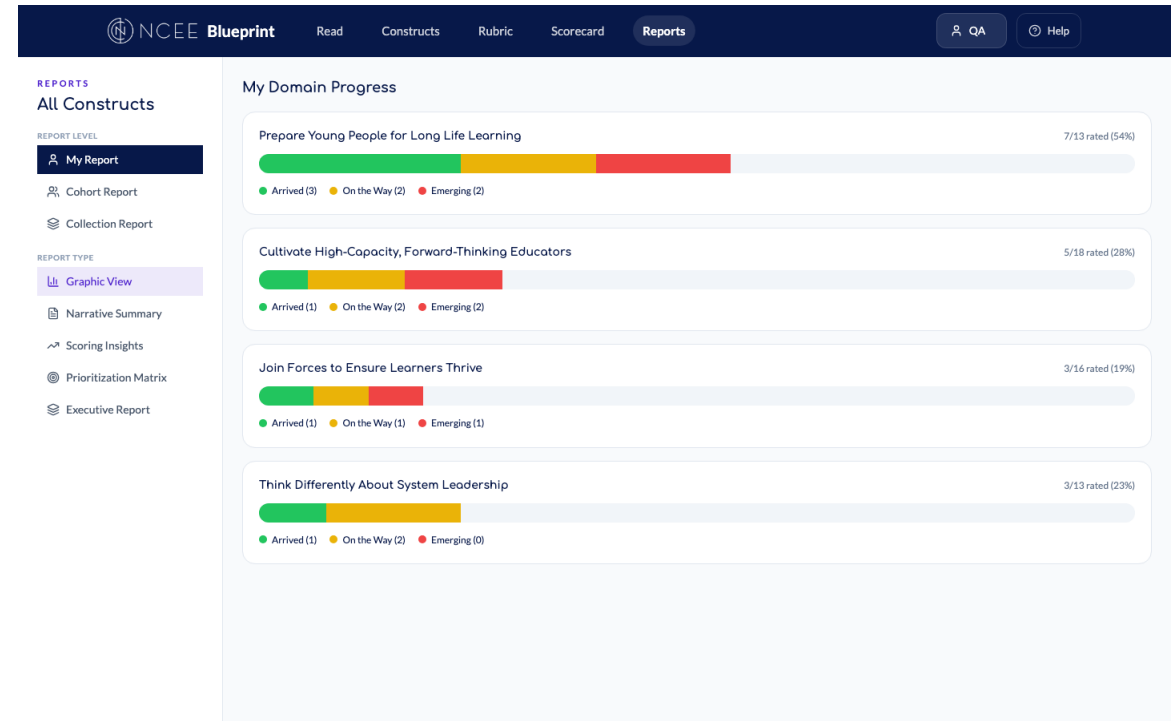
Graphic View — domain progress heatmap

Narrative Summary — strengths & growth areas

Scoring Insights — constructs by rating level

Prioritization Matrix — rating × interest

Executive Report — completion %, summary stats



NCEE Blueprint | Read | Constructs | Rubric | Scorecard | **Reports** | QA | Help

REPORTS
All Constructs

REPORT LEVEL
My Report
Cohort Report
Collection Report

REPORT TYPE
Graphic View
Narrative Summary
Scoring Insights
Prioritization Matrix
Executive Report

Narrative Summary

18 constructs rated: 6 arrived, 7 on the way, 5 emerging.

Strengths (6)

- Quality Curriculum
- Learner Supports
- Quality Assessments
- Teaching as Art
- Quality Educational Experiences
- Continuous Improvement Cycles

Growth Areas (5)

- Updated and Expanded Curriculum
- Connected Classrooms
- Teaching Alongside Emerging Technologies
- Effective Digital Learning Environments
- Student Support

Narrative Summary

NCEE Blueprint | Read | Constructs | Rubric | Scorecard | **Reports** | QA | Help

REPORTS
All Constructs

REPORT LEVEL
My Report
Cohort Report
Collection Report

REPORT TYPE
Graphic View
Narrative Summary
Scoring Insights
Prioritization Matrix
Executive Report

Scoring Insights

- Arrived (6)**
 - Quality Curriculum
 - Learner Supports
 - Quality Assessments
 - Teaching as Art
 - Quality Educational Experiences
 - Continuous Improvement Cycles
- On the Way (7)**
 - Quality Resources
 - Exposure to Careers and College
 - Teaching as Science
 - Student Agency
 - Progress Monitoring
 - Coherence and Alignment
 - Learn from Benchmarking
- Emerging (5)**
 - Updated and Expanded Curriculum
 - Connected Classrooms
 - Teaching Alongside Emerging Technologies
 - Effective Digital Learning Environments
 - Student Support

Scoring Insights

NCEE Blueprint | Read | Constructs | Rubric | Scorecard | **Reports** | QA | Help

REPORTS
All Constructs

REPORT LEVEL
My Report
Cohort Report
Collection Report

REPORT TYPE
Graphic View
Narrative Summary
Scoring Insights
Prioritization Matrix
Executive Report

Prioritization Matrix

CONSTRUCT	RATING	INTEREST
Quality Curriculum	Arrived	Medium
Learner Supports	Arrived	Low
Quality Resources	On the Way	High
Updated and Expanded Curriculum	Emerging	High
Quality Assessments	Arrived	Medium
Exposure to Careers and College	On the Way	Medium
Connected Classrooms	Emerging	Low
Teaching as Science	On the Way	High
Teaching as Art	Arrived	Medium
Student Agency	On the Way	High

Prioritization Matrix

NCEE Blueprint | Read | Constructs | Rubric | Scorecard | **Reports** | QA | Help

REPORTS
All Constructs

REPORT LEVEL
My Report
Cohort Report
Collection Report

REPORT TYPE
Graphic View
Narrative Summary
Scoring Insights
Prioritization Matrix
Executive Report

Benchmarking Lab Executive Report

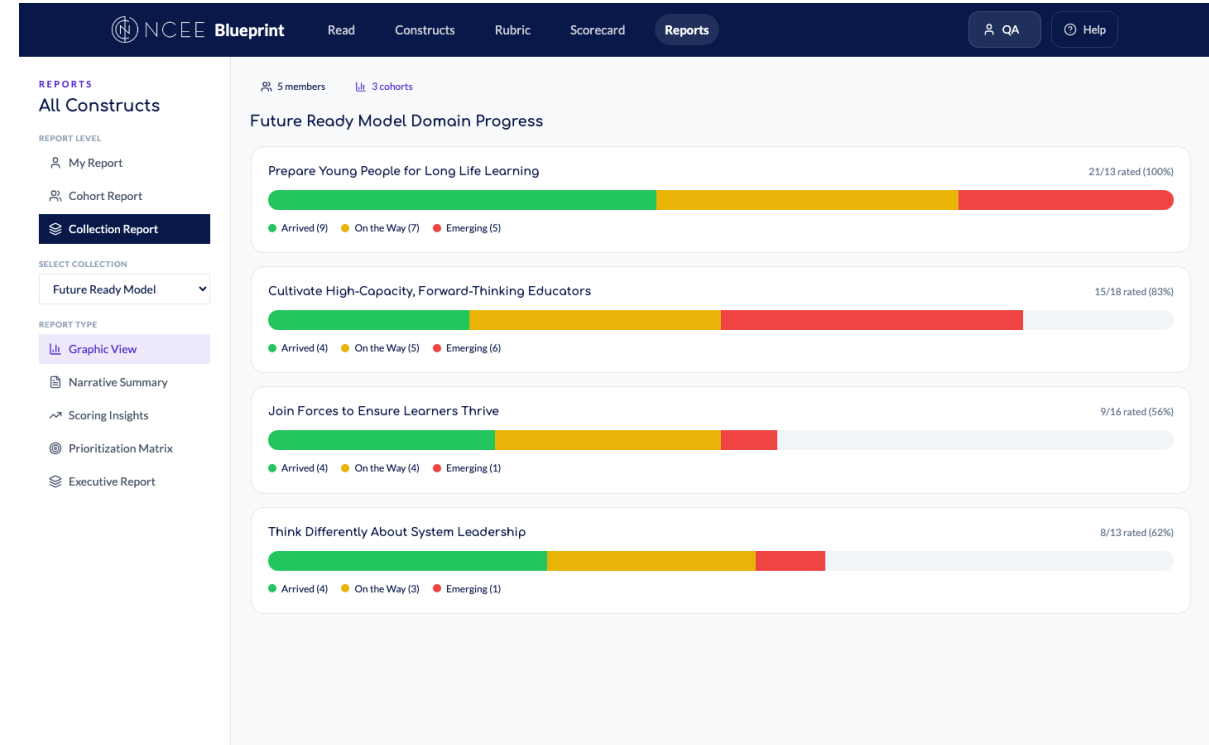
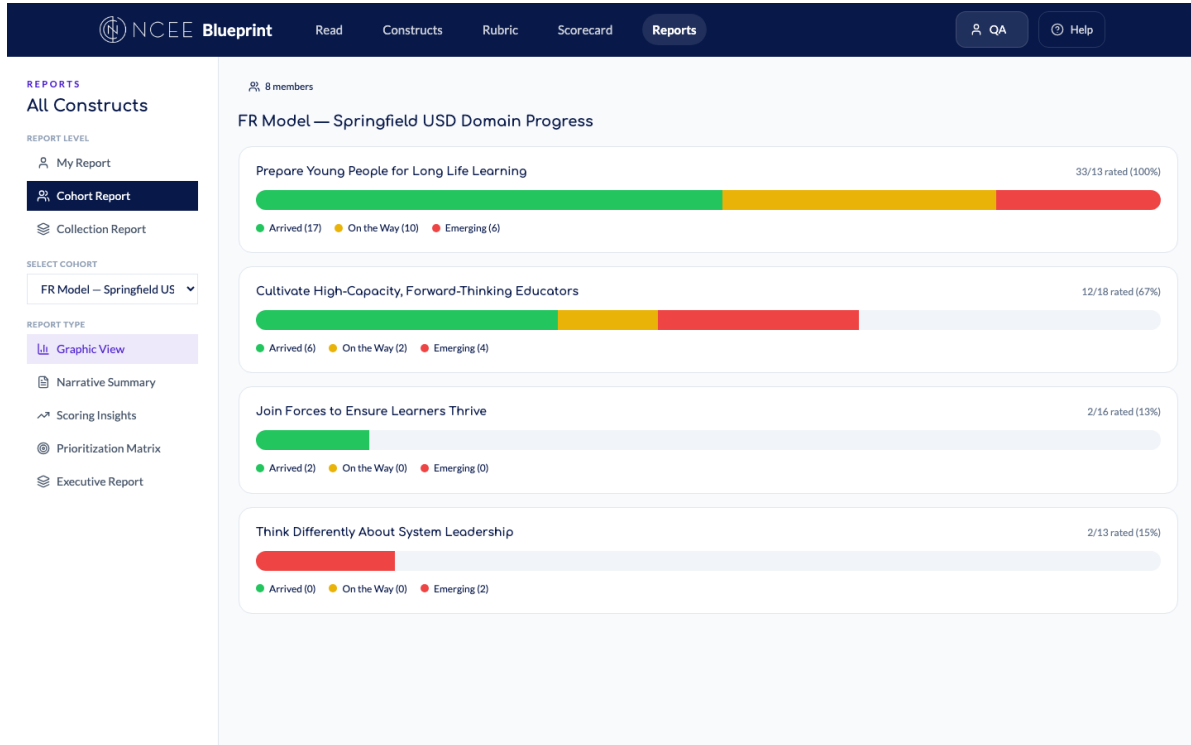
30%
Overall Completion

6
Constructs Arrived

5
Constructs Emerging

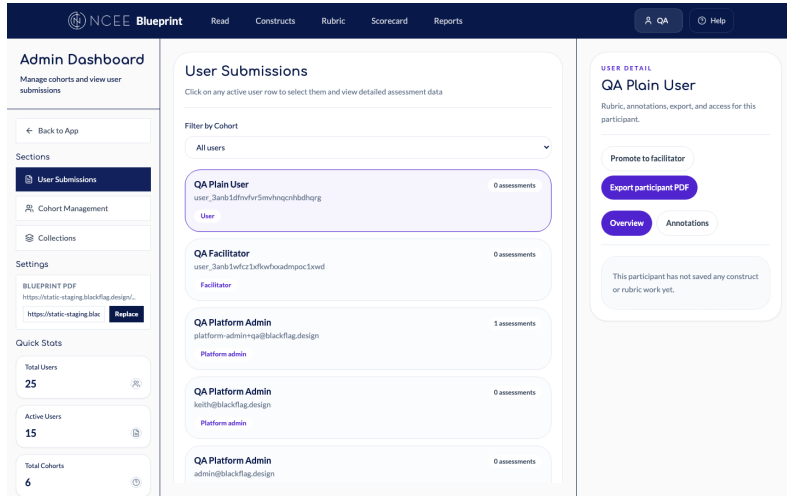
Summary
18 constructs rated: 6 arrived, 7 on the way, 5 emerging.

Executive Report

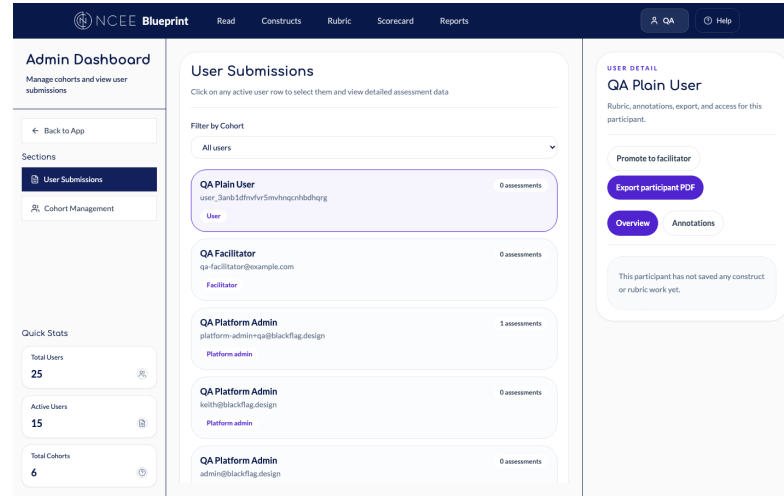


Cohort Report: facilitators pick a cohort and see where the group stands. This replaces manual theme extraction across individual reports.

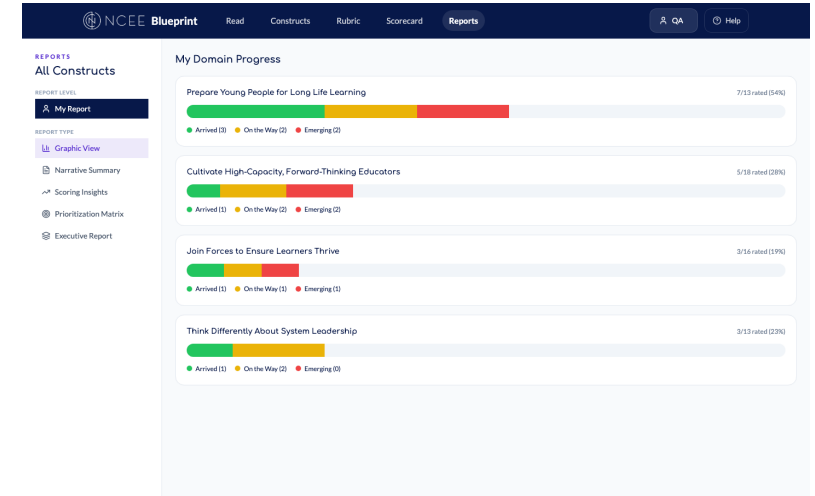
Collection Report: admins see aggregated data across all cohorts using the same offering. For R&E evaluation and cross-district analysis.



System Admin sees all 3 tabs + Settings. Full control over collections, cohorts, and platform config.



Facilitator sees only Submissions + Cohorts. No access to Collections or Settings — exactly as Carol requested.



Participant sees only their own report. No cohort or collection options. Clean, focused experience.

SALESFORCE TYPE	BLUEPRINT ROLE	EXPERIENCE
NCEE Staff	Facilitator	All cohorts, all data, admin access
National/Local Facilitator	Facilitator	Assigned cohorts + member data
Participant	Participant	Collection-scoped experience
No SF Record (Public)	Participant	Full blueprint, own data only
Platform Admin	System Admin	Everything + collection mgmt

Fixed this sprint: Clerk-to-Salesforce identity linking is now automatic. Users are recognized and assigned the correct role on first sign-in.

Salesforce SSO

OAuth login via Salesforce, deep links from OnwardLearn, "Return to OnwardLearn" button. In progress.

Learner Profile Collection

Awaiting Carol's construct list (expected by April 11). Will be the fifth active collection.

Completion Heat Map

Visual indicator of which cohort members have completed assessments, so facilitators know when reports are meaningful.

Public Access V1

A distinct experience for users without a Salesforce account who access the Blueprint directly.

- 1 Collection selector UX — Dropdown vs. segmented control for switching between collections?
- 2 Default for new cohorts — Must every cohort have a collection, or is "all 73 constructs" a valid default?
- 3 Report export — Reports are in-app only. Is PDF export needed for stakeholders outside the system?
- 4 Completion threshold — At what % of cohort completion should we flag that a report is ready? Currently 80%.
- 5 Cross-platform alignment — How does the Blueprint's reporting connect to needs across other NCEE platforms?



Thank You

Interactive Blueprint • SOW 1449 • Service 2